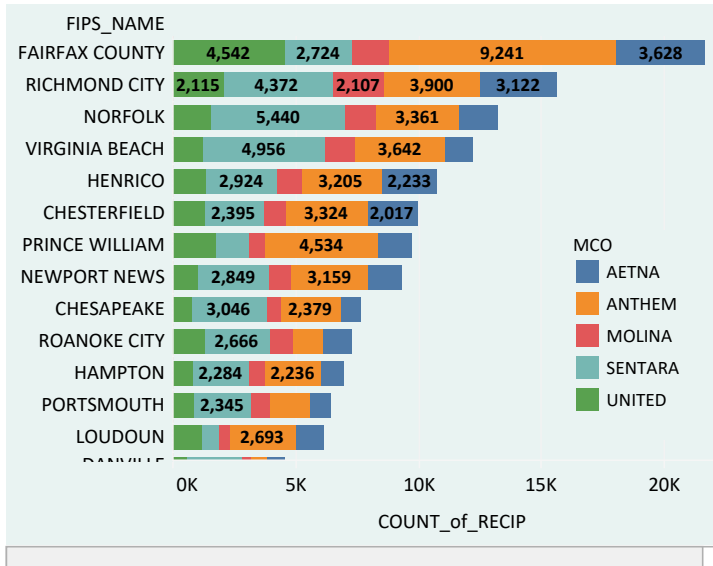


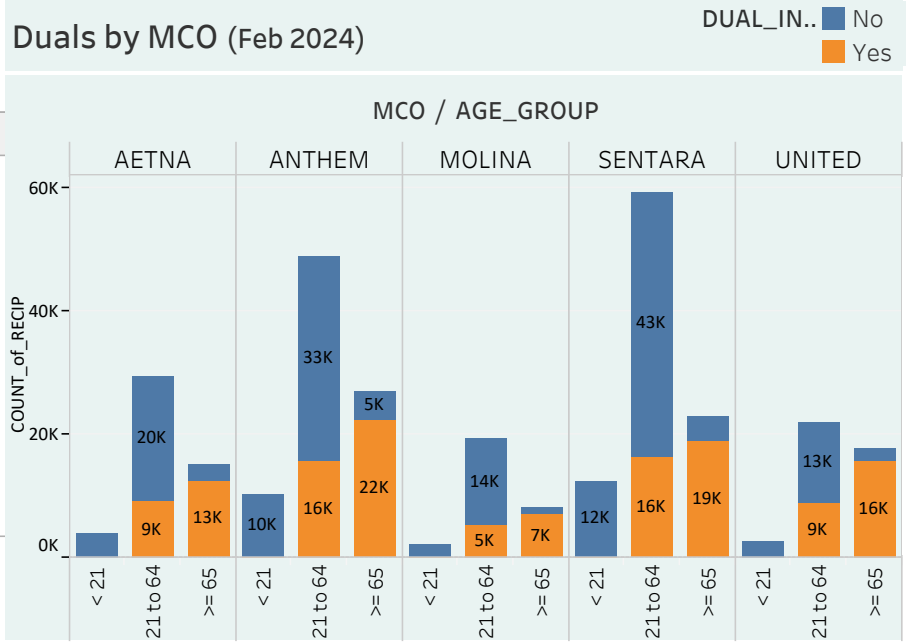
Benefit by MCO (Feb 2024)

BEN_TYPE	AETNA			ANTHEM			MOLINA			SENTARA			UNITED			Grand Total
	< 21	21 to 64	>= 65	< 21	21 to 64	>= 65	< 21	21 to 64	>= 65	< 21	21 to 64	>= 65	< 21	21 to 64	>= 65	
Non-LTSS	2,512	24,177	9,475	5,961	38,010	15,856	1,664	16,625	4,949	8,573	48,149	14,097	1,843	18,101	11,573	221,565
CCC Plus Waiver w/o PDN	944	2,499	3,143	3,218	5,252	7,640	235	931	1,201	2,753	5,276	4,688	548	1,714	3,190	43,232
CCC Plus Waiver with PDN	20	13	5	114	35	4	6	5	2	28	25	2	1	2		262
Nursing Facility	2	665	2,067	32	943	2,893	3	535	1,695	11	1,331	3,483	5	650	2,577	16,892
DD Waiver	179	2,033	207	546	4,424	386	93	1,011	103	564	4,239	424	132	1,410	137	15,888
Hospice	2	27	88	11	46	137		16	66	4	54	177	1	22	87	738
Early Intervention	107			161			43			163			82			556
Long Stay HOSP		2		9	4	3	1	2	2	9	13	5	3	6	1	60
Medicaid Works					2			1								3
Grand Total	3,766	29,416	14,985	10,052	48,716	26,919	2,045	19,126	8,018	12,105	59,087	22,876	2,615	21,905	17,565	299,196

Enrollment by Locality (Feb 2024)



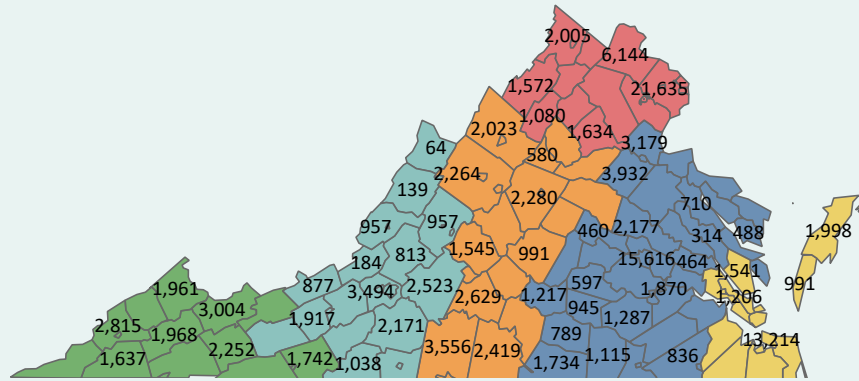
Duals by MCO (Feb 2024)



CCC Plus Enrollment Map (Feb 2024)

MLTSS

- Central
- Charlottesville Western
- Northern and Winchester
- Roanoke and Alleghany
- Southwest
- Tidewater



Benefit Report (Jul-2023 to Feb-2024)

MCO	Ben_Group	Month							
		Jul-23	Aug-23	Sep-23	Oct-23	Nov-23	Dec-23	January-2024	February-2024
AETNA	Non-LTSS	36,601	36,349	36,161	36,456	36,589	36,370	36,353	36,164
	CCC Plus Waiver	6,211	6,121	6,219	6,395	6,463	6,539	6,528	6,624
	Nursing Facility	2,764	2,693	2,667	2,734	2,744	2,776	2,771	2,734
	Other	2,531	2,508	2,507	2,558	2,567	2,599	2,613	2,645
	Total	48,107	47,671	47,554	48,143	48,363	48,284	48,265	48,167
ANTHEM	Non-LTSS	62,186	61,865	61,217	60,612	60,681	60,239	60,297	59,827
	CCC Plus Waiver	15,864	15,615	15,766	15,854	15,945	16,051	16,127	16,263
	Nursing Facility	3,962	3,924	3,931	3,929	3,941	3,923	3,888	3,868
	Other	5,638	5,625	5,601	5,571	5,645	5,683	5,704	5,729
	Total	87,650	87,029	86,515	85,966	86,212	85,896	86,016	85,687
MOLINA	Non-LTSS	23,557	23,279	23,185	23,319	23,520	23,481	23,493	23,238
	CCC Plus Waiver	2,474	2,374	2,400	2,429	2,425	2,426	2,393	2,380
	Nursing Facility	2,235	2,228	2,213	2,253	2,271	2,260	2,263	2,233
	Other	1,330	1,316	1,299	1,318	1,320	1,337	1,329	1,338
	Total	29,596	29,197	29,097	29,319	29,536	29,504	29,478	29,189
SENTARA	Non-LTSS	74,016	73,223	72,656	72,754	72,297	71,883	71,700	70,819
	CCC Plus Waiver	13,434	13,033	12,967	13,059	12,952	12,916	12,812	12,772
	Nursing Facility	5,230	5,114	5,061	4,977	5,000	4,928	4,899	4,825
	Other	5,668	5,627	5,612	5,659	5,672	5,631	5,648	5,652
	Total	98,348	96,997	96,296	96,449	95,921	95,358	95,059	94,068
UNITED	Non-LTSS	31,663	31,419	31,197	31,445	31,598	31,396	31,322	31,517
	CCC Plus Waiver	5,031	4,950	5,005	5,169	5,242	5,345	5,379	5,455
	Nursing Facility	3,185	3,107	3,076	3,089	3,170	3,207	3,228	3,232
	Other	1,777	1,765	1,774	1,837	1,856	1,861	1,878	1,881
	Total	41,656	41,241	41,052	41,540	41,866	41,809	41,807	42,085
Grand Total	305,357	302,135	300,514	301,417	301,898	300,851	300,625	299,196	