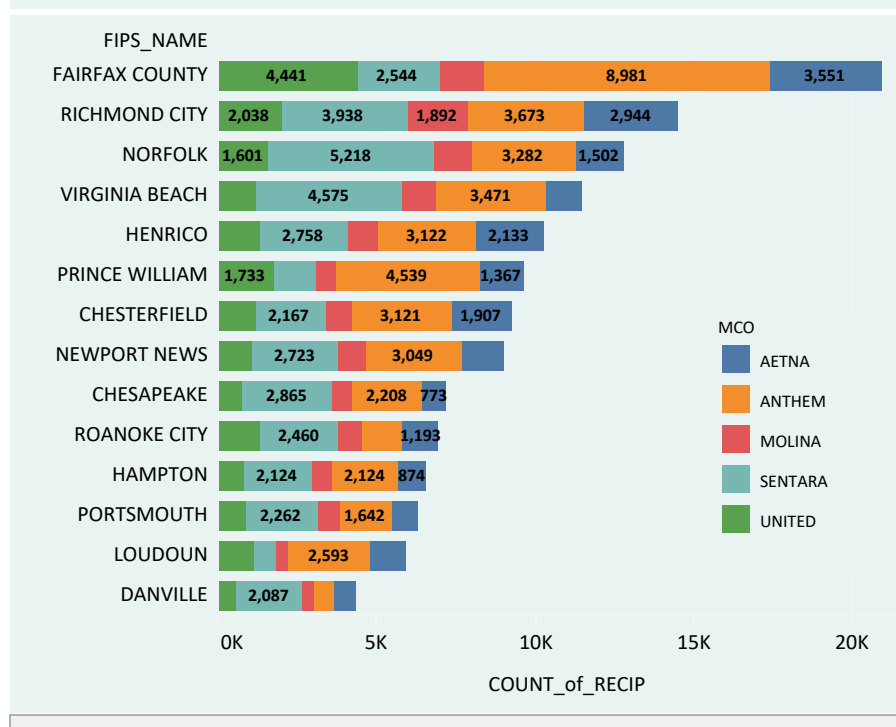


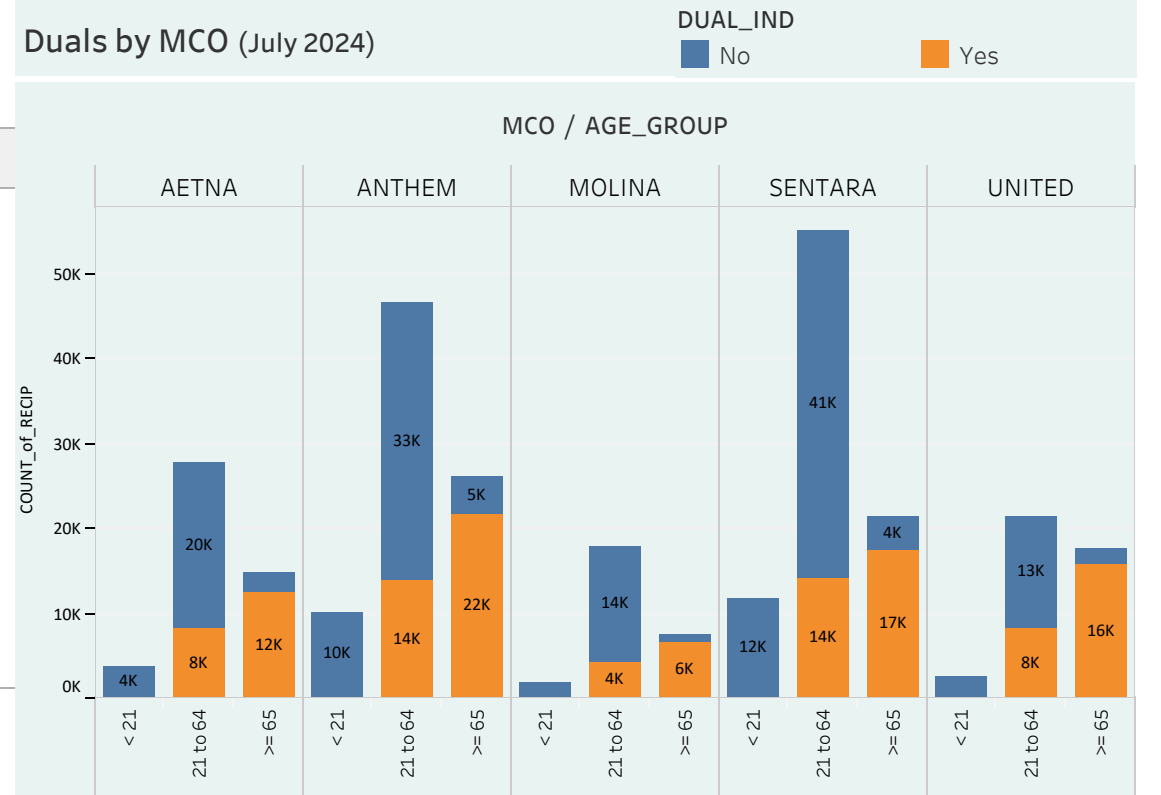
## Benefit by MCO (July 2024)

BEN_TYPE	MCO / AGE_GROUP															Grand Total
	AETNA			ANTHEM			MOLINA			SENTARA			UNITED			
	< 21	21 to 64	>= 65	< 21	21 to 64	>= 65	< 21	21 to 64	>= 65	< 21	21 to 64	>= 65	< 21	21 to 64	>= 65	
Non-LTSS	2,455	22,558	9,248	5,930	35,806	14,955	1,574	15,602	4,684	8,308	44,681	13,085	1,839	17,541	11,452	209,718
CCC Plus Waiver w/o PDN	996	2,500	3,279	3,275	5,285	7,830	187	819	1,113	2,637	4,999	4,487	572	1,721	3,268	42,968
CCC Plus Waiver with PDN	26	10	3	107	38	3	7	5	1	25	23	3	1	2		254
Nursing Facility	3	658	2,082	26	928	2,852	3	490	1,654	8	1,169	3,205	6	667	2,647	16,398
DD Waiver	184	2,072	216	556	4,522	386	86	1,026	111	584	4,252	421	154	1,442	146	16,158
Hospice	1	18	91	11	38	125		17	41	1	50	146	1	23	90	653
Early Intervention	110			145			47			137			70			509
Long Stay HOSP		3	2	8	3	3	1	2	1	11	12	3		6	1	56
Medicaid Works					1											1
<b>Grand Total</b>	<b>3,775</b>	<b>27,819</b>	<b>14,921</b>	<b>10,058</b>	<b>46,621</b>	<b>26,154</b>	<b>1,905</b>	<b>17,961</b>	<b>7,605</b>	<b>11,711</b>	<b>55,186</b>	<b>21,350</b>	<b>2,643</b>	<b>21,402</b>	<b>17,604</b>	<b>286,715</b>

## Enrollment by Locality (July 2024)



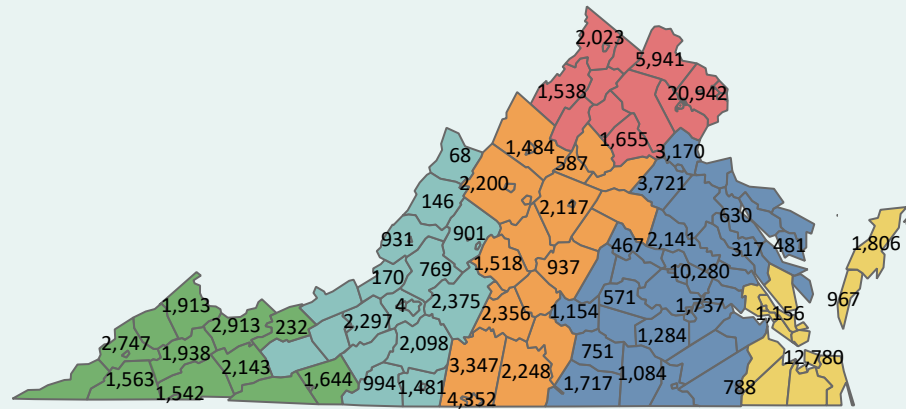
## Duals by MCO (July 2024)



# CCC Plus Enrollment Map (July 2024)

## MLTSS

- Central
- Charlottesville Western
- Northern and Winchester
- Roanoke and Alleghany
- Southwest
- Tidewater



# Benefit Report (Dec-2023 to Jul-2024)

MCO	Ben_Group	Month								
		Dec-23	January-2024	February-2024	March-2024	April-2024	May-2024	June-2024	July-2024	
AETNA	Non-LTSS	36,370	36,353	36,164	36,149	35,461	34,987	34,695	34,261	
	CCC Plus Waiver	6,539	6,528	6,624	6,641	6,654	6,744	6,791	6,814	
	Nursing Facility	2,776	2,771	2,734	2,739	2,611	2,668	2,704	2,743	
	Other	2,599	2,613	2,645	2,657	2,631	2,637	2,677	2,697	
	<b>Total</b>	<b>48,284</b>	<b>48,265</b>	<b>48,167</b>	<b>48,186</b>	<b>47,357</b>	<b>47,036</b>	<b>46,867</b>	<b>46,515</b>	
ANTHEM	Non-LTSS	60,239	60,297	59,827	59,500	57,976	56,986	56,847	56,691	
	CCC Plus Waiver	16,051	16,127	16,263	16,349	16,281	16,483	16,447	16,538	
	Nursing Facility	3,923	3,888	3,868	3,837	3,712	3,767	3,810	3,806	
	Other	5,683	5,704	5,729	5,742	5,701	5,745	5,851	5,798	
	<b>Total</b>	<b>85,896</b>	<b>86,016</b>	<b>85,687</b>	<b>85,428</b>	<b>83,670</b>	<b>82,981</b>	<b>82,955</b>	<b>82,833</b>	
MOLINA	Non-LTSS	23,481	23,493	23,238	23,065	22,397	22,071	21,904	21,860	
	CCC Plus Waiver	2,426	2,393	2,380	2,368	2,279	2,256	2,174	2,132	
	Nursing Facility	2,260	2,263	2,233	2,202	2,122	2,125	2,135	2,147	
	Other	1,337	1,329	1,338	1,356	1,329	1,343	1,336	1,332	
	<b>Total</b>	<b>29,504</b>	<b>29,478</b>	<b>29,189</b>	<b>28,991</b>	<b>28,127</b>	<b>27,795</b>	<b>27,549</b>	<b>27,471</b>	
SENTARA	Non-LTSS	71,883	71,700	70,819	69,949	68,569	67,348	67,038	66,074	
	CCC Plus Waiver	12,916	12,812	12,772	12,688	12,447	12,446	12,200	12,174	
	Nursing Facility	4,928	4,899	4,825	4,739	4,535	4,482	4,472	4,382	
	Other	5,631	5,648	5,652	5,652	5,579	5,616	5,678	5,617	
	<b>Total</b>	<b>95,358</b>	<b>95,059</b>	<b>94,068</b>	<b>93,028</b>	<b>91,130</b>	<b>89,892</b>	<b>89,388</b>	<b>88,247</b>	
UNITED	Non-LTSS	31,396	31,322	31,517	31,263	30,495	30,208	30,313	30,832	
	CCC Plus Waiver	5,345	5,379	5,455	5,504	5,446	5,551	5,547	5,564	
	Nursing Facility	3,207	3,228	3,232	3,210	3,153	3,193	3,279	3,320	
	Other	1,861	1,878	1,881	1,897	1,891	1,922	1,934	1,933	
	<b>Total</b>	<b>41,809</b>	<b>41,807</b>	<b>42,085</b>	<b>41,874</b>	<b>40,985</b>	<b>40,874</b>	<b>41,073</b>	<b>41,649</b>	
<b>Grand Total</b>	<b>300,851</b>	<b>300,625</b>	<b>299,196</b>	<b>297,507</b>	<b>291,269</b>	<b>288,578</b>	<b>287,832</b>	<b>286,715</b>		