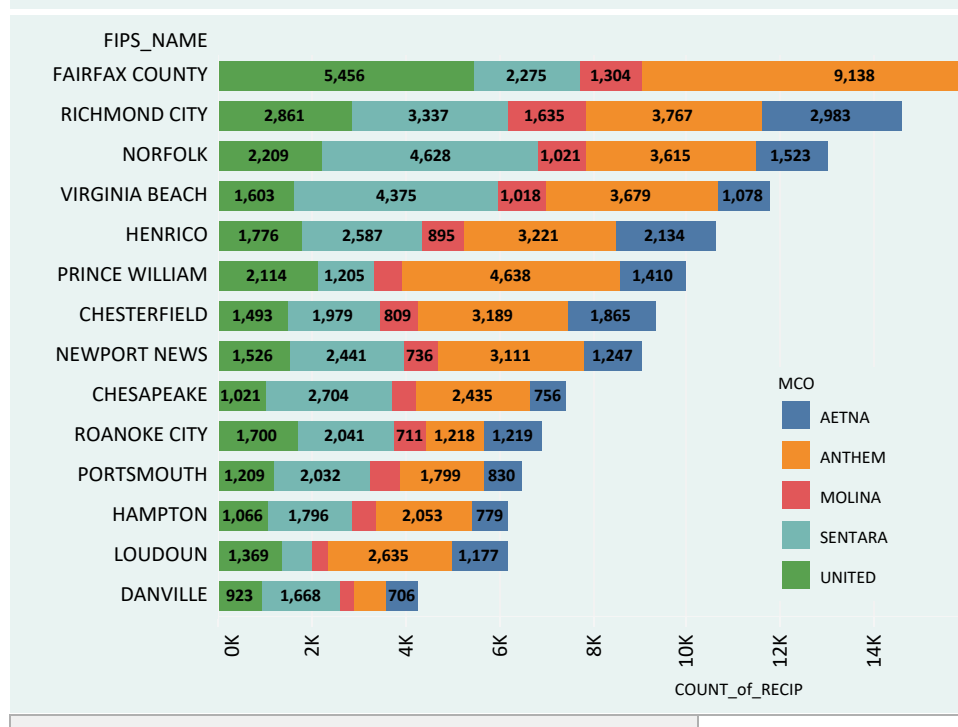


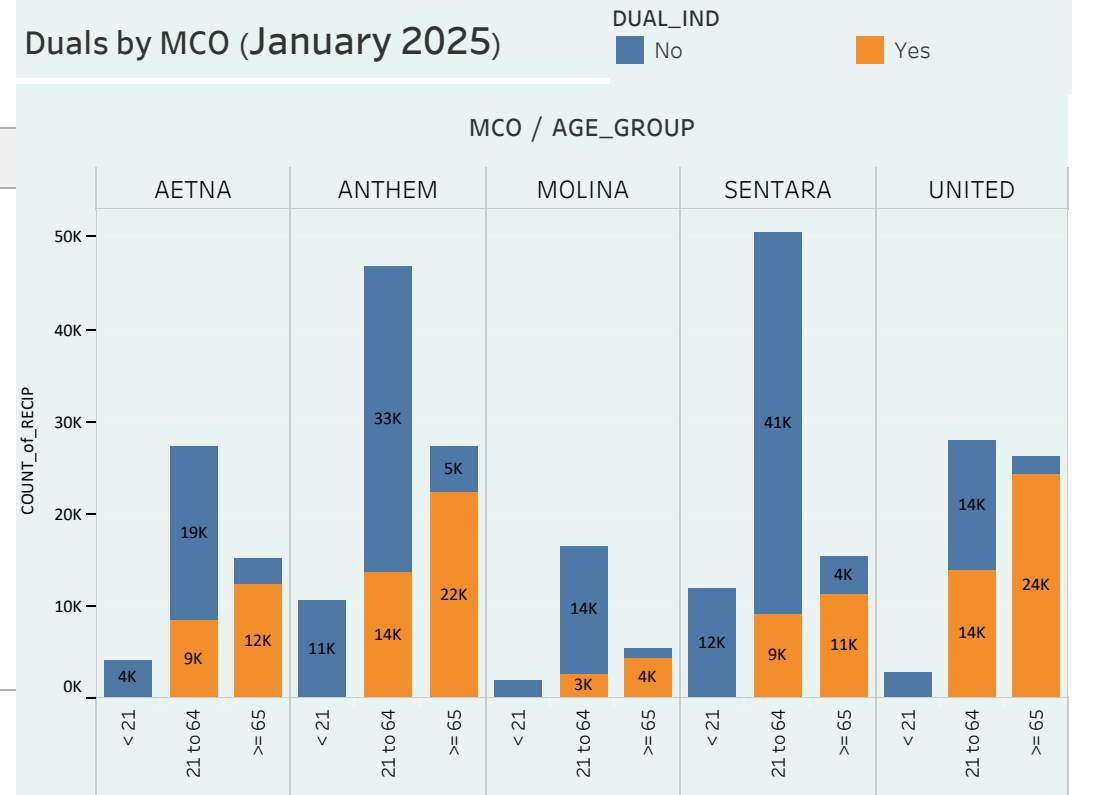
Benefit by MCO (January 2025)

BEN_TYPE	MCO / AGE_GROUP															Grand Total
	AETNA			ANTHEM			MOLINA			SENTARA			UNITED			
	< 21	21 to 64	>= 65	< 21	21 to 64	>= 65	< 21	21 to 64	>= 65	< 21	21 to 64	>= 65	< 21	21 to 64	>= 65	
Non-LTSS	2,517	21,805	9,583	6,089	35,540	15,491	1,521	14,367	3,143	8,358	41,054	8,967	1,908	22,294	17,111	209,748
CCC Plus Waiver w/o PDN	1,155	2,644	3,319	3,653	5,585	8,330	200	614	636	2,779	4,372	3,159	661	2,797	5,511	45,415
CCC Plus Waiver with P..	25	10	4	97	38	4	7	5		23	21	2	2	2	3	243
Nursing Facility	5	704	2,071	27	933	2,932	4	491	1,533	10	1,070	2,812	10	824	3,299	16,725
DD Waiver	196	2,153	216	582	4,636	387	83	933	89	601	4,025	385	158	2,009	238	16,691
Hospice	4	27	77	5	36	116		14	40	1	46	121	1	14	112	614
Early Intervention	112			146			46			155			80			539
Long Stay HOSP		1	1	8	6	3	1	3	1	10	10	2	2	4	1	53
Medicaid Works					1											1
Grand Total	4,014	27,344	15,271	10,607	46,775	27,263	1,862	16,427	5,442	11,937	50,598	15,448	2,822	27,944	26,275	290,029

Enrollment by Locality (January 2025)

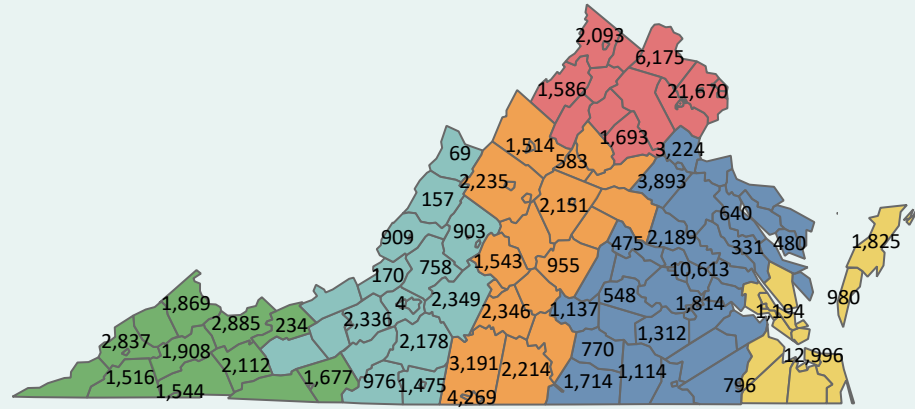


Duals by MCO (January 2025)



MLTSS Enrollment Map (January 2025)

- MLTSS
- Central
 - Charlottesville Western
 - Northern and Winchester
 - Roanoke and Alleghany
 - Southwest
 - Tidewater



Benefit Report (June-2024 to Jan-2025)

MCO	Ben_Group	Month									
		June-2024	July-2024	August-2024	September-2024	October-2024	November-2024	December-2024	January-2025		
AETNA	Non-LTSS	34,695	34,261	34,042	34,043	33,870	33,557	32,199	33,905		
	CCC Plus Waiver	6,791	6,814	6,924	6,992	7,077	7,222	7,157			
	Nursing Facility	2,704	2,743	2,759	2,756	2,765	2,818	2,780			
	Other	2,677	2,697	2,702	2,724	2,741	2,788	2,787			
	Total	46,867	46,515	46,427	46,515	46,453	46,385	45,030	46,629		
ANTHEM	Non-LTSS	56,847	56,691	56,271	56,527	56,515	56,648	54,732	57,120		
	CCC Plus Waiver	16,447	16,538	16,788	16,949	17,242	17,609	17,700	17,707		
	Nursing Facility	3,810	3,806	3,762	3,766	3,825	3,903	3,886	3,892		
	Other	5,851	5,798	5,830	5,851	5,838	5,914	5,960	5,926		
	Total	82,955	82,833	82,651	83,093	83,420	84,074	82,278	84,645		
MOLINA	Non-LTSS	21,904	21,860	21,727	21,705	21,719	21,727	20,936	19,031		
	CCC Plus Waiver	2,174	2,132	2,095	2,073	2,107	2,141	2,083	1,462		
	Nursing Facility	2,135	2,147	2,122	2,150	2,160	2,197	2,197	2,028		
	Other	1,336	1,332	1,336	1,316	1,331	1,346	1,351	1,210		
	Total	27,549	27,471	27,280	27,244	27,317	27,411	26,567	23,731		
SENTARA	Non-LTSS	67,038	66,074	65,666	65,279	65,338	65,545	63,686	58,379		
	CCC Plus Waiver	12,200	12,174	12,195	12,246	12,277	12,428	12,321	10,356		
	Nursing Facility	4,472	4,382	4,278	4,275	4,318	4,297	4,310	3,892		
	Other	5,678	5,617	5,647	5,672	5,664	5,723	5,725	5,356		
	Total	89,388	88,247	87,786	87,472	87,597	87,993	86,042	77,983		
UNITED	Non-LTSS	30,313	30,832	30,774	30,779	30,961	31,419	30,331	41,313		
	CCC Plus Waiver	5,547	5,564	5,665	5,736	5,870	5,981	5,987	8,976		
	Nursing Facility	3,279	3,320	3,346	3,388	3,440	3,514	3,556	4,133		
	Other	1,934	1,933	1,919	1,944	1,963	1,991	2,012	2,619		
	Total	41,073	41,649	41,704	41,847	42,234	42,905	41,886	57,041		
Grand Total	287,832	286,715	285,848	286,171	287,021	288,768	281,803	290,029			