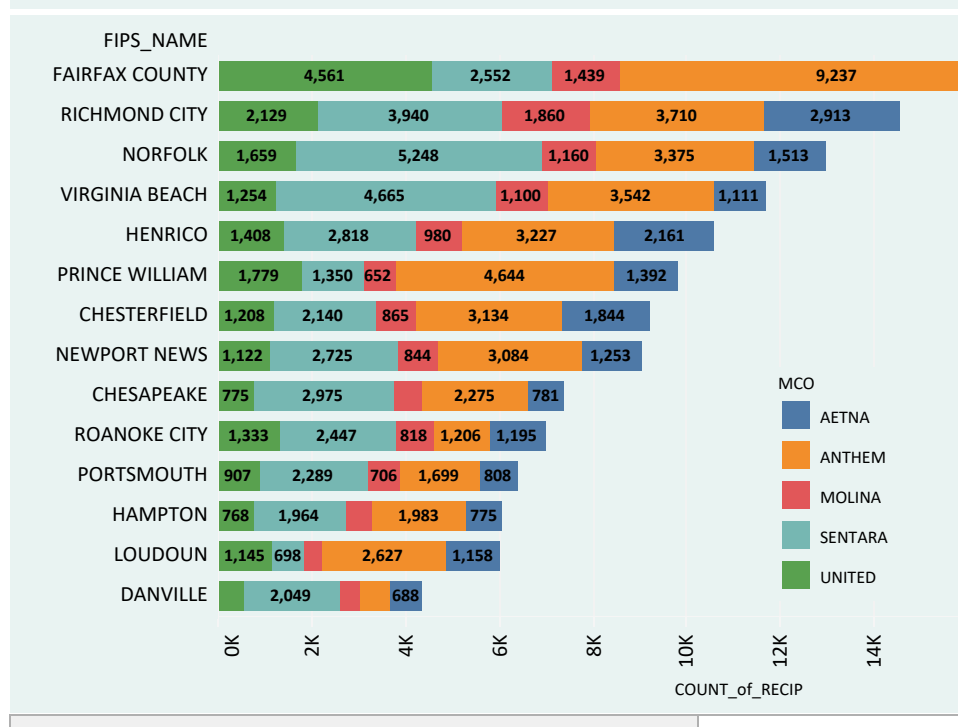


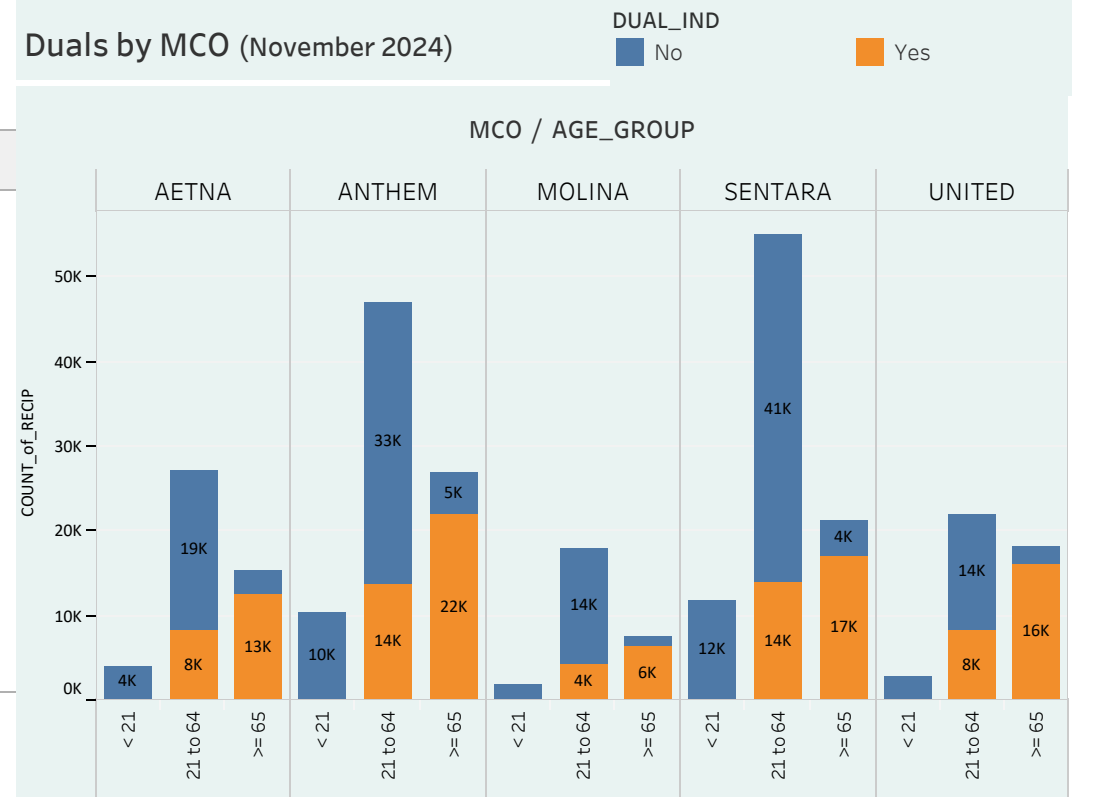
## Benefit by MCO (November 2024)

BEN_TYPE	MCO / AGE_GROUP															Grand Total
	AETNA			ANTHEM			MOLINA			SENTARA			UNITED			
	< 21	21 to 64	>= 65	< 21	21 to 64	>= 65	< 21	21 to 64	>= 65	< 21	21 to 64	>= 65	< 21	21 to 64	>= 65	
Non-LTSS	2,445	21,661	9,451	5,935	35,679	15,034	1,530	15,513	4,684	8,214	44,448	12,883	1,860	17,910	11,649	208,896
CCC Plus Waiver w/o PDN	1,123	2,619	3,440	3,558	5,563	8,345	191	838	1,098	2,770	5,093	4,517	640	1,856	3,482	45,133
CCC Plus Waiver with P..	24	10	6	102	38	3	7	6	1	24	22	2	1	2		248
Nursing Facility	5	690	2,123	28	937	2,938	4	506	1,687	9	1,131	3,157	10	699	2,805	16,729
DD Waiver	194	2,136	212	572	4,621	402	83	1,042	108	591	4,340	437	153	1,501	145	16,537
Hospice	2	23	100	6	40	125		16	49	2	44	137	1	16	93	654
Early Intervention	116			131			42			149			76			514
Long Stay HOSP		3	2	8	4	4	1	3	2	10	11	2		5	1	56
Medicaid Works					1											1
Grand Total	3,909	27,142	15,334	10,340	46,883	26,851	1,858	17,924	7,629	11,769	55,089	21,135	2,741	21,989	18,175	288,768

## Enrollment by Locality (November 2024)

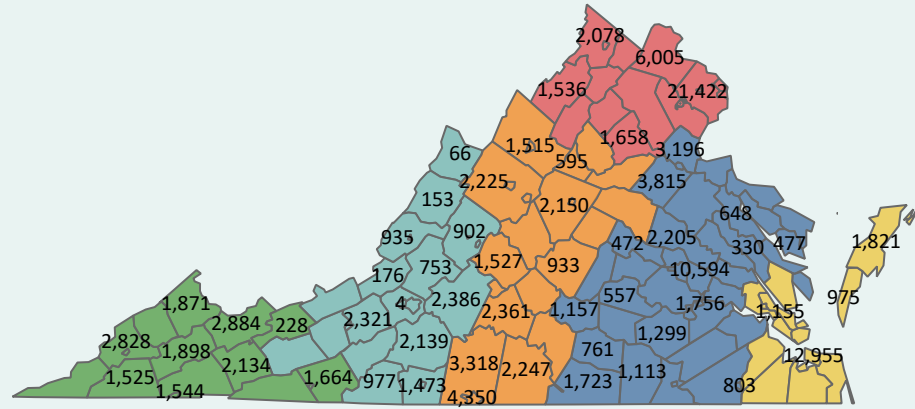


## Duals by MCO (November 2024)



# MLTSS Enrollment Map (November 2024)

- MLTSS
- Central
  - Charlottesville Western
  - Northern and Winchester
  - Roanoke and Alleghany
  - Southwest
  - Tidewater



## Benefit Report (Apr-2024 to Nov-2024)

MCO	Ben_Group	Month									
		April-2024	May-2024	June-2024	July-2024	August-2024	September-2024	October-2024	November-2024		
AETNA	Non-LTSS	35,461	34,987	34,695	34,261	34,042	34,043	33,870	33,557		
	CCC Plus Waiver	6,654	6,744	6,791	6,814	6,924	6,992	7,077	7,222		
	Nursing Facility	2,611	2,668	2,704	2,743	2,759	2,756	2,765	2,818		
	Other	2,631	2,637	2,677	2,697	2,702	2,724	2,741	2,788		
	<b>Total</b>	<b>47,357</b>	<b>47,036</b>	<b>46,867</b>	<b>46,515</b>	<b>46,427</b>	<b>46,515</b>	<b>46,453</b>	<b>46,385</b>		
ANTHEM	Non-LTSS	57,976	56,986	56,847	56,691	56,271	56,527	56,515	56,648		
	CCC Plus Waiver	16,281	16,483	16,447	16,538	16,788	16,949	17,242	17,609		
	Nursing Facility	3,712	3,767	3,810	3,806	3,762	3,766	3,825	3,903		
	Other	5,701	5,745	5,851	5,798	5,830	5,851	5,838	5,914		
	<b>Total</b>	<b>83,670</b>	<b>82,981</b>	<b>82,955</b>	<b>82,833</b>	<b>82,651</b>	<b>83,093</b>	<b>83,420</b>	<b>84,074</b>		
MOLINA	Non-LTSS	22,397	22,071	21,904	21,860	21,727	21,705	21,719	21,727		
	CCC Plus Waiver	2,279	2,256	2,174	2,132	2,095	2,073	2,107	2,141		
	Nursing Facility	2,122	2,125	2,135	2,147	2,122	2,150	2,160	2,197		
	Other	1,329	1,343	1,336	1,332	1,336	1,316	1,331	1,346		
	<b>Total</b>	<b>28,127</b>	<b>27,795</b>	<b>27,549</b>	<b>27,471</b>	<b>27,280</b>	<b>27,244</b>	<b>27,317</b>	<b>27,411</b>		
SENTARA	Non-LTSS	68,569	67,348	67,038	66,074	65,666	65,279	65,338	65,545		
	CCC Plus Waiver	12,447	12,446	12,200	12,174	12,195	12,246	12,277	12,428		
	Nursing Facility	4,535	4,482	4,472	4,382	4,278	4,275	4,318	4,297		
	Other	5,579	5,616	5,678	5,617	5,647	5,672	5,664	5,723		
	<b>Total</b>	<b>91,130</b>	<b>89,892</b>	<b>89,388</b>	<b>88,247</b>	<b>87,786</b>	<b>87,472</b>	<b>87,597</b>	<b>87,993</b>		
UNITED	Non-LTSS	30,495	30,208	30,313	30,832	30,774	30,779	30,961	31,419		
	CCC Plus Waiver	5,446	5,551	5,547	5,564	5,665	5,736	5,870	5,981		
	Nursing Facility	3,153	3,193	3,279	3,320	3,346	3,388	3,440	3,514		
	Other	1,891	1,922	1,934	1,933	1,919	1,944	1,963	1,991		
	<b>Total</b>	<b>40,985</b>	<b>40,874</b>	<b>41,073</b>	<b>41,649</b>	<b>41,704</b>	<b>41,847</b>	<b>42,234</b>	<b>42,905</b>		
<b>Grand Total</b>	<b>291,269</b>	<b>288,578</b>	<b>287,832</b>	<b>286,715</b>	<b>285,848</b>	<b>286,171</b>	<b>287,021</b>	<b>288,768</b>			