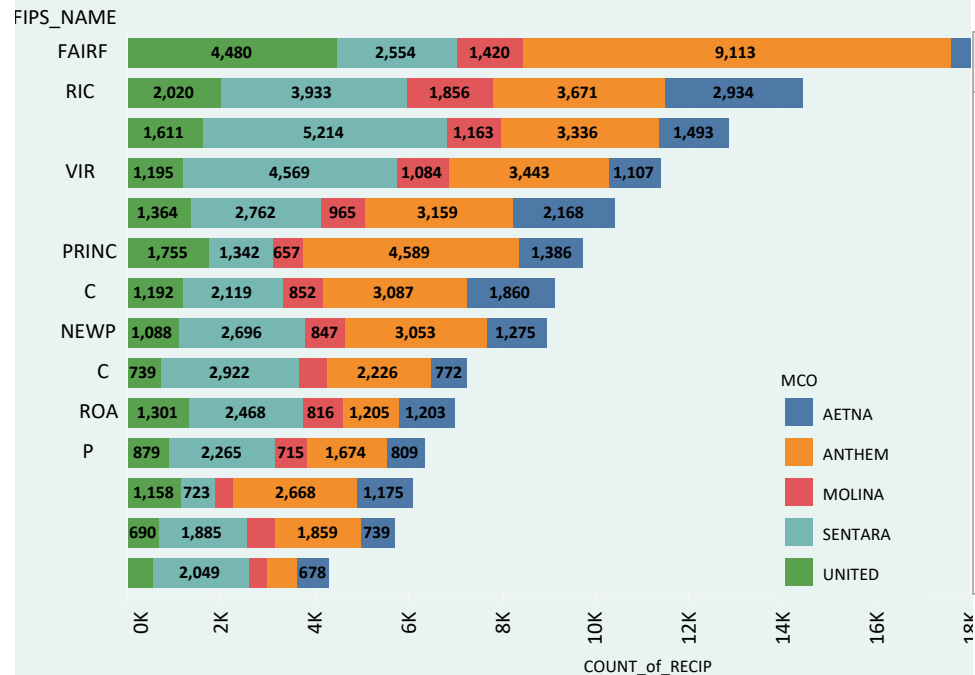


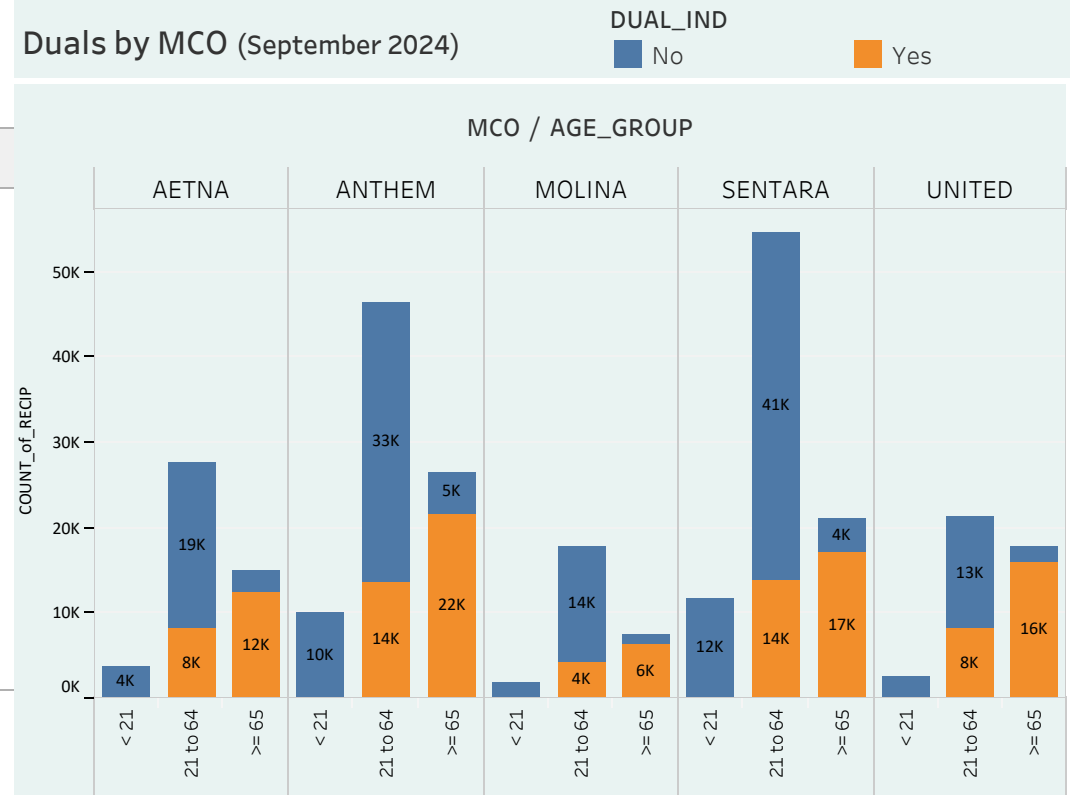
Benefit by MCO (September 2024)

BEN_TYPE	MCO / AGE_GROUP															Grand Total
	AETNA			ANTHEM			MOLINA			SENTARA			UNITED			
	< 21	21 to 64	>= 65	< 21	21 to 64	>= 65	< 21	21 to 64	>= 65	< 21	21 to 64	>= 65	< 21	21 to 64	>= 65	
Non-LTSS	2,443	22,262	9,338	5,916	35,604	15,007	1,555	15,485	4,665	8,201	44,164	12,914	1,812	17,479	11,488	208,333
CCC Plus Waiver w/o PDN	1,076	2,536	3,340	3,405	5,350	8,048	190	817	1,054	2,719	5,016	4,462	611	1,774	3,348	43,746
CCC Plus Waiver with PDN	25	10	5	108	36	2	7	4	1	26	21	2	1	2		250
Nursing Facility	4	682	2,070	27	927	2,812	3	516	1,631	10	1,131	3,134	6	677	2,705	16,335
DD Waiver	192	2,080	211	563	4,552	402	84	1,020	108	590	4,314	422	154	1,459	145	16,296
Hospice	1	27	99	10	38	128	1	18	39	1	43	144	2	16	92	659
Early Intervention	109			143			40			132			69			493
Long Stay HOSP		3	2	8	4	2	1	4	1	12	11	3		6	1	58
Medicaid Works					1											1
Grand Total	3,850	27,600	15,065	10,180	46,512	26,401	1,881	17,864	7,499	11,691	54,700	21,081	2,655	21,413	17,779	286,171

Enrollment by Locality (September 2024)

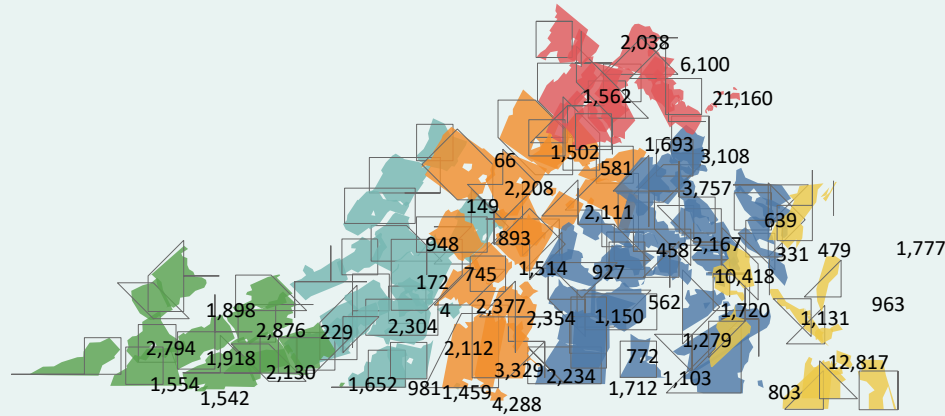


Duals by MCO (September 2024)



MLTSS Enrollment Map (September 2024)

- MLTSS
- Central
 - Charlottesville Western
 - Northern and Winchester
 - Roanoke and Alleghany
 - Southwest
 - Tidewater



Benefit Report (Feb-2024 to Sep-2024)

MCO	Ben_Group	Month								
		February-2024	March-2024	April-2024	May-2024	June-2024	July-2024	August-2024	September-2024	
AETNA	Non-LTSS	36,164	36,149	35,461	34,987	34,695	34,261	34,042	34,043	
	CCC Plus Waiver	6,624	6,641	6,654	6,744	6,791	6,814	6,924	6,992	
	Nursing Facility	2,734	2,739	2,611	2,668	2,704	2,743	2,759	2,756	
	Other	2,645	2,657	2,631	2,637	2,677	2,697	2,702	2,724	
	Total	48,167	48,186	47,357	47,036	46,867	46,515	46,427	46,515	
ANTHEM	Non-LTSS	59,827	59,500	57,976	56,986	56,847	56,691	56,271	56,527	
	CCC Plus Waiver	16,263	16,349	16,281	16,483	16,447	16,538	16,788	16,949	
	Nursing Facility	3,868	3,837	3,712	3,767	3,810	3,806	3,762	3,766	
	Other	5,729	5,742	5,701	5,745	5,851	5,798	5,830	5,851	
	Total	85,687	85,428	83,670	82,981	82,955	82,833	82,651	83,093	
MOLINA	Non-LTSS	23,238	23,065	22,397	22,071	21,904	21,860	21,727	21,705	
	CCC Plus Waiver	2,380	2,368	2,279	2,256	2,174	2,132	2,095	2,073	
	Nursing Facility	2,233	2,202	2,122	2,125	2,135	2,147	2,122	2,150	
	Other	1,338	1,356	1,329	1,343	1,336	1,332	1,336	1,316	
	Total	29,189	28,991	28,127	27,795	27,549	27,471	27,280	27,244	
SENTARA	Non-LTSS	70,819	69,949	68,569	67,348	67,038	66,074	65,666	65,279	
	CCC Plus Waiver	12,772	12,688	12,447	12,446	12,200	12,174	12,195	12,246	
	Nursing Facility	4,825	4,739	4,535	4,482	4,472	4,382	4,278	4,275	
	Other	5,652	5,652	5,579	5,616	5,678	5,617	5,647	5,672	
	Total	94,068	93,028	91,130	89,892	89,388	88,247	87,786	87,472	
UNITED	Non-LTSS	31,517	31,263	30,495	30,208	30,313	30,832	30,774	30,779	
	CCC Plus Waiver	5,455	5,504	5,446	5,551	5,547	5,564	5,665	5,736	
	Nursing Facility	3,232	3,210	3,153	3,193	3,279	3,320	3,346	3,388	
	Other	1,881	1,897	1,891	1,922	1,934	1,933	1,919	1,944	
	Total	42,085	41,874	40,985	40,874	41,073	41,649	41,704	41,847	
Grand Total	299,196	297,507	291,269	288,578	287,832	286,715	285,848	286,171		