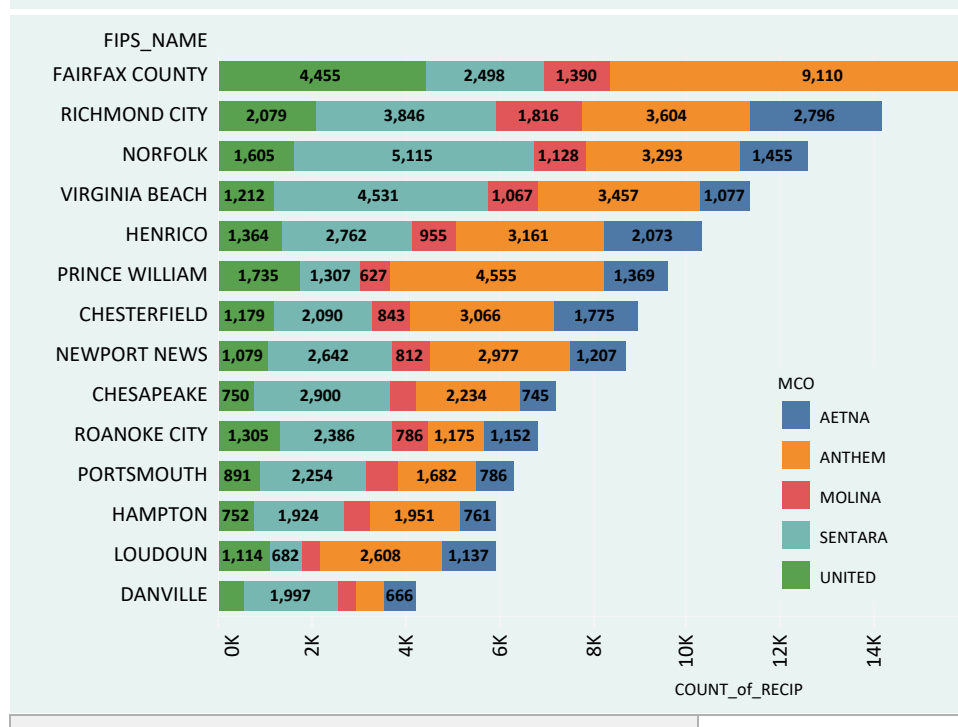


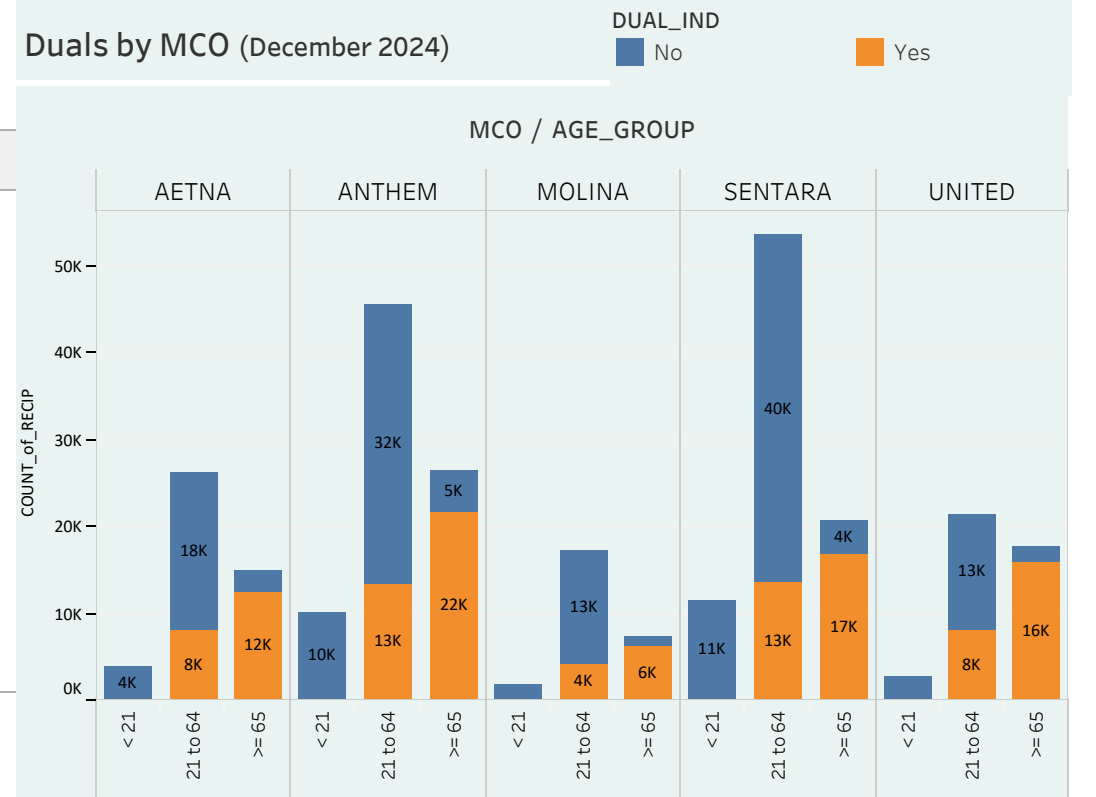
## Benefit by MCO (December 2024)

BEN_TYPE	MCO / AGE_GROUP															Grand Total
	AETNA			ANTHEM			MOLINA			SENTARA			UNITED			
	< 21	21 to 64	>= 65	< 21	21 to 64	>= 65	< 21	21 to 64	>= 65	< 21	21 to 64	>= 65	< 21	21 to 64	>= 65	
Non-LTSS	2,375	20,658	9,166	5,777	34,402	14,553	1,480	14,957	4,499	8,056	43,112	12,518	1,800	17,313	11,218	201,884
CCC Plus Waiver w/o PDN	1,139	2,623	3,433	3,592	5,557	8,411	186	803	1,080	2,741	5,058	4,472	634	1,868	3,481	45,078
CCC Plus Waiver with P..	25	10	6	101	36	3	7	6	1	26	22	2	1	2	1	249
Nursing Facility	5	707	2,118	28	942	2,916	4	520	1,673	9	1,138	3,163	9	706	2,841	16,779
DD Waiver	197	2,132	214	579	4,647	398	84	1,047	110	595	4,361	436	153	1,509	152	16,614
Hospice	2	26	76	5	45	131		14	49	2	39	125	1	11	103	629
Early Intervention	115			136			41			145			76			513
Long Stay HOSP		1	2	9	5	4	1	3	2	11	9	2	1	5	1	56
Medicaid Works					1											1
Grand Total	3,858	26,157	15,015	10,227	45,635	26,416	1,803	17,350	7,414	11,585	53,739	20,718	2,675	21,414	17,797	281,803

## Enrollment by Locality (December 2024)

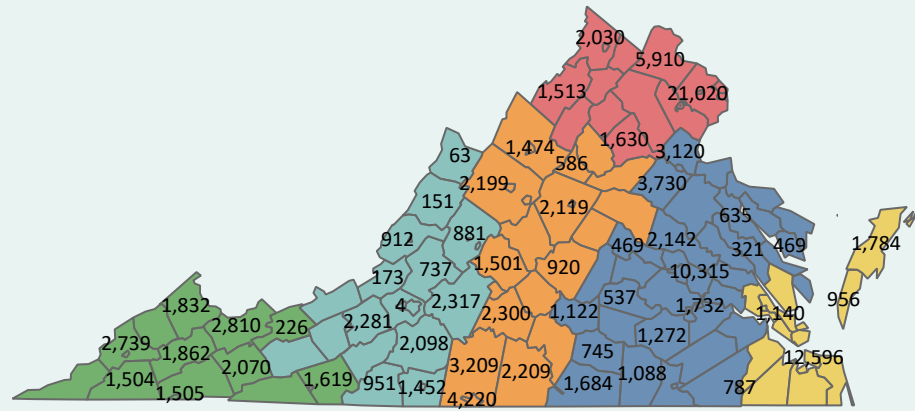


## Duals by MCO (December 2024)



# MLTSS Enrollment Map (December 2024)

- MLTSS**
- Central
  - Charlottesville Western
  - Northern and Winchester
  - Roanoke and Alleghany
  - Southwest
  - Tidewater



## Benefit Report (May-2024 to Dec-2024)

MCO	Ben_Group	Month									
		May-2024	June-2024	July-2024	August-2024	September-2024	October-2024	November-2024	December-2024		
AETNA	Non-LTSS	34,987	34,695	34,261	34,042	34,043	33,870	33,557	32,199		
	CCC Plus Waiver	6,744	6,791	6,814	6,924	6,992	7,077	7,222	7,236		
	Nursing Facility	2,668	2,704	2,743	2,759	2,756	2,765	2,818	2,830		
	Other	2,637	2,677	2,697	2,702	2,724	2,741	2,788	2,765		
	<b>Total</b>	<b>47,036</b>	<b>46,867</b>	<b>46,515</b>	<b>46,427</b>	<b>46,515</b>	<b>46,453</b>	<b>46,385</b>	<b>45,030</b>		
ANTHEM	Non-LTSS	56,986	56,847	56,691	56,271	56,527	56,515	56,648	54,732		
	CCC Plus Waiver	16,483	16,447	16,538	16,788	16,949	17,242	17,609	17,700		
	Nursing Facility	3,767	3,810	3,806	3,762	3,766	3,825	3,903	3,886		
	Other	5,745	5,851	5,798	5,830	5,851	5,838	5,914	5,960		
	<b>Total</b>	<b>82,981</b>	<b>82,955</b>	<b>82,833</b>	<b>82,651</b>	<b>83,093</b>	<b>83,420</b>	<b>84,074</b>	<b>82,278</b>		
MOLINA	Non-LTSS	22,071	21,904	21,860	21,727	21,705	21,719	21,727	20,936		
	CCC Plus Waiver	2,256	2,174	2,132	2,095	2,073	2,107	2,141	2,083		
	Nursing Facility	2,125	2,135	2,147	2,122	2,150	2,160	2,197	2,197		
	Other	1,343	1,336	1,332	1,336	1,316	1,331	1,346	1,351		
	<b>Total</b>	<b>27,795</b>	<b>27,549</b>	<b>27,471</b>	<b>27,280</b>	<b>27,244</b>	<b>27,317</b>	<b>27,411</b>	<b>26,567</b>		
SENTARA	Non-LTSS	67,348	67,038	66,074	65,666	65,279	65,338	65,545	63,686		
	CCC Plus Waiver	12,446	12,200	12,174	12,195	12,246	12,277	12,428	12,321		
	Nursing Facility	4,482	4,472	4,382	4,278	4,275	4,318	4,297	4,310		
	Other	5,616	5,678	5,617	5,647	5,672	5,664	5,723	5,725		
	<b>Total</b>	<b>89,892</b>	<b>89,388</b>	<b>88,247</b>	<b>87,786</b>	<b>87,472</b>	<b>87,597</b>	<b>87,993</b>	<b>86,042</b>		
UNITED	Non-LTSS	30,208	30,313	30,832	30,774	30,779	30,961	31,419	30,331		
	CCC Plus Waiver	5,551	5,547	5,564	5,665	5,736	5,870	5,981	5,987		
	Nursing Facility	3,193	3,279	3,320	3,346	3,388	3,440	3,514	3,556		
	Other	1,922	1,934	1,933	1,919	1,944	1,963	1,991	2,012		
	<b>Total</b>	<b>40,874</b>	<b>41,073</b>	<b>41,649</b>	<b>41,704</b>	<b>41,847</b>	<b>42,234</b>	<b>42,905</b>	<b>41,886</b>		
<b>Grand Total</b>	<b>288,578</b>	<b>287,832</b>	<b>286,715</b>	<b>285,848</b>	<b>286,171</b>	<b>287,021</b>	<b>288,768</b>	<b>281,803</b>			