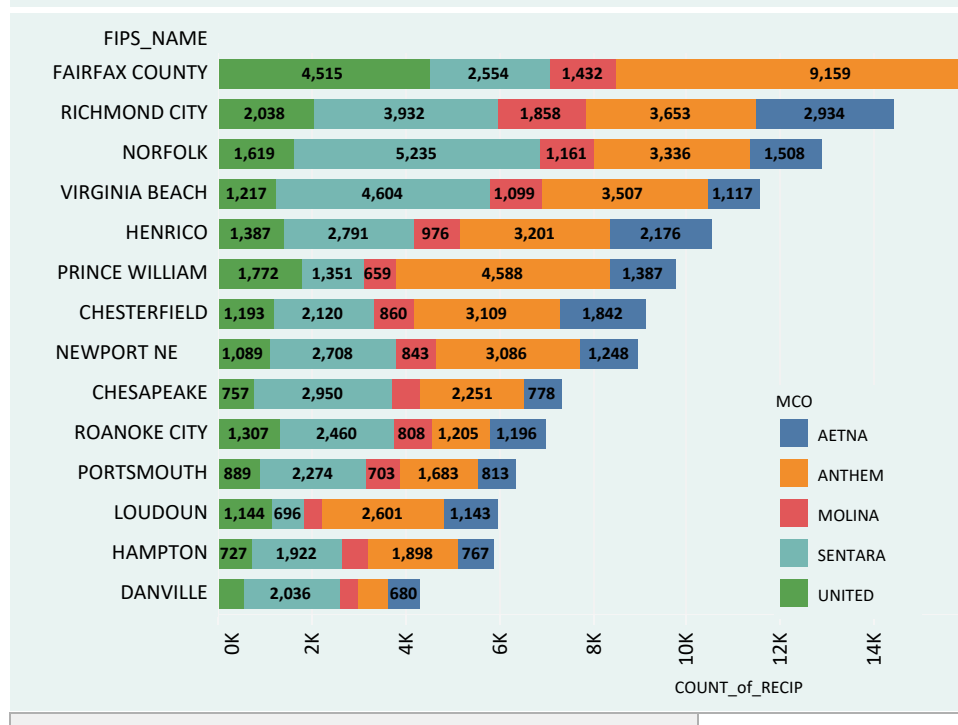


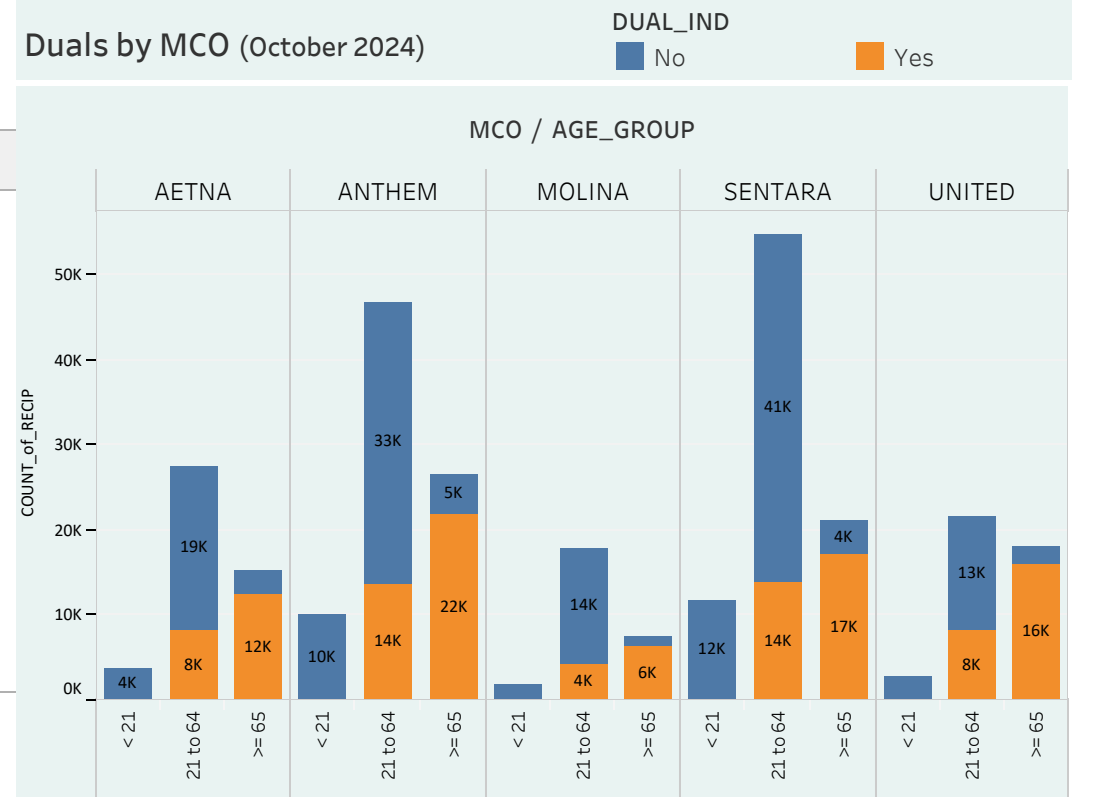
Benefit by MCO (October 2024)

| BEN_TYPE | AETNA | | | ANTHEM | | | MOLINA | | | SENTARA | | | UNITED | | | Grand Total |
|--------------------------|--------------|---------------|---------------|---------------|---------------|---------------|--------------|---------------|--------------|---------------|---------------|---------------|--------------|---------------|---------------|----------------|
| | < 21 | 21 to 64 | >= 65 | < 21 | 21 to 64 | >= 65 | < 21 | 21 to 64 | >= 65 | < 21 | 21 to 64 | >= 65 | < 21 | 21 to 64 | >= 65 | |
| Non-LTSS | 2,427 | 22,062 | 9,381 | 5,903 | 35,651 | 14,961 | 1,544 | 15,502 | 4,673 | 8,209 | 44,220 | 12,909 | 1,858 | 17,531 | 11,572 | 208,403 |
| CCC Plus Waiver w/o PDN | 1,096 | 2,556 | 3,385 | 3,463 | 5,441 | 8,191 | 191 | 825 | 1,077 | 2,723 | 5,031 | 4,475 | 625 | 1,812 | 3,430 | 44,321 |
| CCC Plus Waiver with PDN | 25 | 10 | 5 | 108 | 36 | 3 | 7 | 6 | 1 | 25 | 22 | 1 | 1 | 2 | | 252 |
| Nursing Facility | 4 | 678 | 2,083 | 28 | 935 | 2,862 | 4 | 506 | 1,650 | 10 | 1,148 | 3,160 | 8 | 687 | 2,745 | 16,508 |
| DD Waiver | 191 | 2,101 | 207 | 562 | 4,553 | 400 | 87 | 1,024 | 107 | 584 | 4,314 | 424 | 152 | 1,474 | 142 | 16,322 |
| Hospice | 2 | 26 | 98 | 7 | 35 | 132 | 1 | 17 | 49 | 1 | 45 | 141 | 1 | 17 | 98 | 670 |
| Early Intervention | 112 | | | 133 | | | 41 | | | 131 | | | 73 | | | 490 |
| Long Stay HOSP | | 3 | 1 | 8 | 4 | 3 | 1 | 3 | 1 | 11 | 11 | 2 | | 5 | 1 | 54 |
| Medicaid Works | | | | | 1 | | | | | | | | | | | 1 |
| Grand Total | 3,857 | 27,436 | 15,160 | 10,212 | 46,656 | 26,552 | 1,876 | 17,883 | 7,558 | 11,694 | 54,791 | 21,112 | 2,718 | 21,528 | 17,988 | 287,021 |

Enrollment by Locality (October 2024)

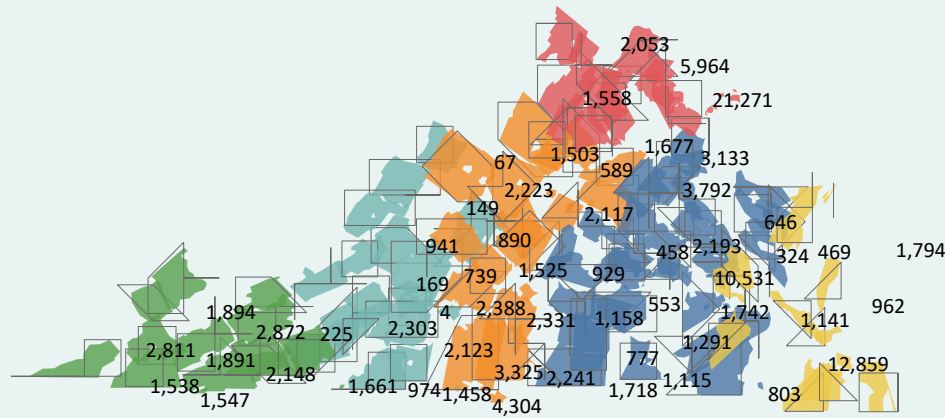


Duals by MCO (October 2024)



MLTSS Enrollment Map (October 2024)

- MLTSS
- Central
 - Charlottesville Western
 - Northern and Winchester
 - Roanoke and Alleghany
 - Southwest
 - Tidewater



Benefit Report (Mar-2024 to Oct-2024)

| MCO | Ben_Group | Month | | | | | | | | | |
|--------------------|------------------|----------------|----------------|----------------|----------------|----------------|----------------|----------------|---------------|--|--|
| | | March-2024 | April-2024 | May-2024 | June-2024 | July-2024 | August-2024 | September-2024 | October-2024 | | |
| AETNA | Non-LTSS | 36,149 | 35,461 | 34,987 | 34,695 | 34,261 | 34,042 | 34,043 | 33,870 | | |
| | CCC Plus Waiver | 6,641 | 6,654 | 6,744 | 6,791 | 6,814 | 6,924 | 6,992 | 7,077 | | |
| | Nursing Facility | 2,739 | 2,611 | 2,668 | 2,704 | 2,743 | 2,759 | 2,756 | 2,765 | | |
| | Other | 2,657 | 2,631 | 2,637 | 2,677 | 2,697 | 2,702 | 2,724 | 2,741 | | |
| | Total | 48,186 | 47,357 | 47,036 | 46,867 | 46,515 | 46,427 | 46,515 | 46,453 | | |
| ANTHEM | Non-LTSS | 59,500 | 57,976 | 56,986 | 56,847 | 56,691 | 56,271 | 56,527 | 56,515 | | |
| | CCC Plus Waiver | 16,349 | 16,281 | 16,483 | 16,447 | 16,538 | 16,788 | 16,949 | 17,242 | | |
| | Nursing Facility | 3,837 | 3,712 | 3,767 | 3,810 | 3,806 | 3,762 | 3,766 | 3,825 | | |
| | Other | 5,742 | 5,701 | 5,745 | 5,851 | 5,798 | 5,830 | 5,851 | 5,838 | | |
| | Total | 85,428 | 83,670 | 82,981 | 82,955 | 82,833 | 82,651 | 83,093 | 83,420 | | |
| MOLINA | Non-LTSS | 23,065 | 22,397 | 22,071 | 21,904 | 21,860 | 21,727 | 21,705 | 21,719 | | |
| | CCC Plus Waiver | 2,368 | 2,279 | 2,256 | 2,174 | 2,132 | 2,095 | 2,073 | 2,107 | | |
| | Nursing Facility | 2,202 | 2,122 | 2,125 | 2,135 | 2,147 | 2,122 | 2,150 | 2,160 | | |
| | Other | 1,356 | 1,329 | 1,343 | 1,336 | 1,332 | 1,336 | 1,316 | 1,331 | | |
| | Total | 28,991 | 28,127 | 27,795 | 27,549 | 27,471 | 27,280 | 27,244 | 27,317 | | |
| SENTARA | Non-LTSS | 69,949 | 68,569 | 67,348 | 67,038 | 66,074 | 65,666 | 65,279 | 65,338 | | |
| | CCC Plus Waiver | 12,688 | 12,447 | 12,446 | 12,200 | 12,174 | 12,195 | 12,246 | 12,277 | | |
| | Nursing Facility | 4,739 | 4,535 | 4,482 | 4,472 | 4,382 | 4,278 | 4,275 | 4,318 | | |
| | Other | 5,652 | 5,579 | 5,616 | 5,678 | 5,617 | 5,647 | 5,672 | 5,664 | | |
| | Total | 93,028 | 91,130 | 89,892 | 89,388 | 88,247 | 87,786 | 87,472 | 87,597 | | |
| UNITED | Non-LTSS | 31,263 | 30,495 | 30,208 | 30,313 | 30,832 | 30,774 | 30,779 | 30,961 | | |
| | CCC Plus Waiver | 5,504 | 5,446 | 5,551 | 5,547 | 5,564 | 5,665 | 5,736 | 5,870 | | |
| | Nursing Facility | 3,210 | 3,153 | 3,193 | 3,279 | 3,320 | 3,346 | 3,388 | 3,440 | | |
| | Other | 1,897 | 1,891 | 1,922 | 1,934 | 1,933 | 1,919 | 1,944 | 1,963 | | |
| | Total | 41,874 | 40,985 | 40,874 | 41,073 | 41,649 | 41,704 | 41,847 | 42,234 | | |
| Grand Total | 297,507 | 291,269 | 288,578 | 287,832 | 286,715 | 285,848 | 286,171 | 287,021 | | | |