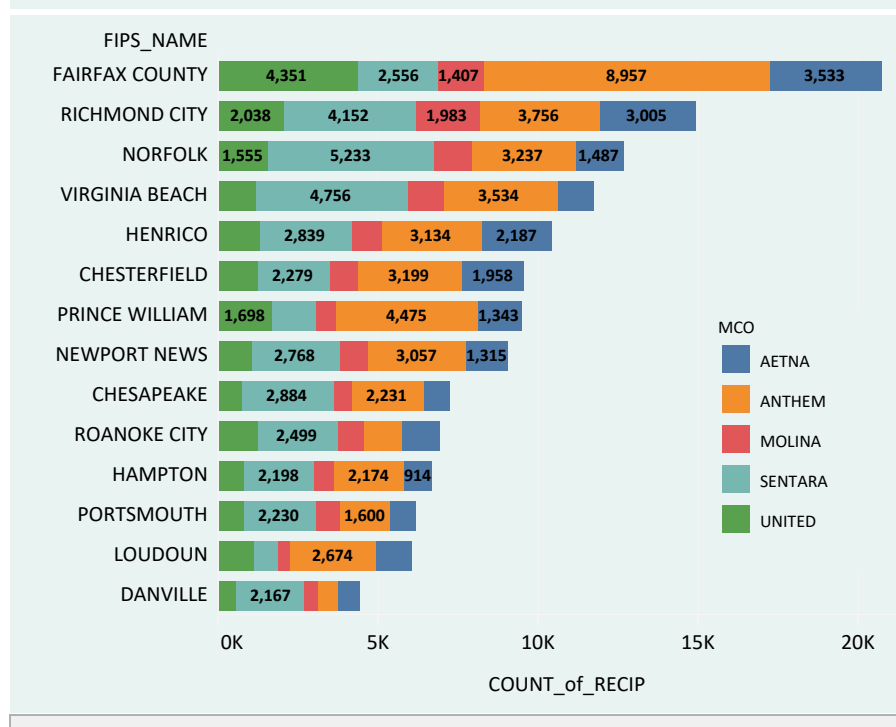


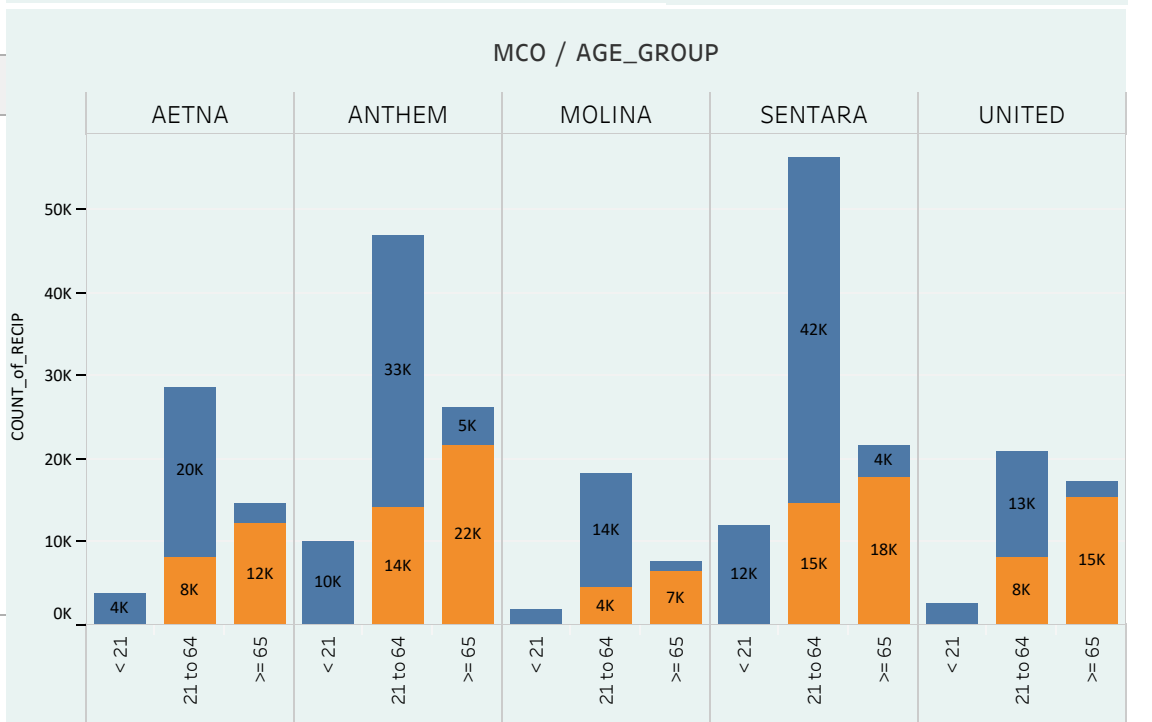
Benefit by MCO (May 2024)

BEN_TYPE	MCO / AGE_GROUP															Grand Total
	AETNA			ANTHEM			MOLINA			SENTARA			UNITED			
	< 21	21 to 64	>= 65	< 21	21 to 64	>= 65	< 21	21 to 64	>= 65	< 21	21 to 64	>= 65	< 21	21 to 64	>= 65	
Non-LTSS	2,470	23,325	9,192	5,903	36,037	15,046	1,597	15,799	4,675	8,408	45,658	13,282	1,821	17,050	11,337	211,600
CCC Plus Waiver w/o PDN	988	2,501	3,221	3,306	5,289	7,736	216	874	1,153	2,745	5,086	4,560	572	1,736	3,240	43,223
CCC Plus Waiver with PDN	18	12	4	114	34	4	7	5	1	26	26	3	1	2		257
Nursing Facility	4	637	2,027	27	923	2,817	3	486	1,636	10	1,210	3,262	6	654	2,533	16,235
DD Waiver	183	2,030	209	540	4,458	387	89	1,033	110	571	4,256	417	143	1,430	143	15,999
Hospice	1	21	86	11	41	130		16	47	2	47	149	1	25	93	670
Early Intervention	103			163			44			149			79			538
Long Stay HOSP	1	2	1	8	3	3	1	2	1	9	13	3	2	5	1	55
Medicaid Works					1											1
Grand Total	3,768	28,528	14,740	10,072	46,786	26,123	1,957	18,215	7,623	11,920	56,296	21,676	2,625	20,902	17,347	288,578

Enrollment by Locality (May 2024)

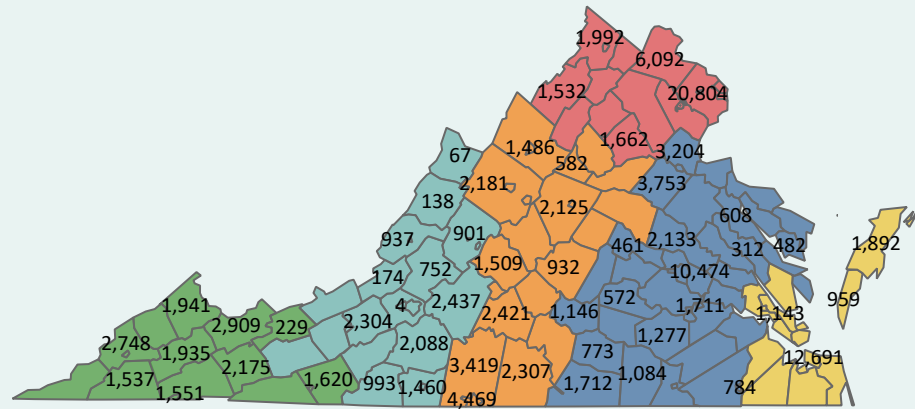


Duals by MCO (May 2024)



CCC Plus Enrollment Map (May 2024)

- MLTSS
- Central
 - Charlottesville Western
 - Northern and Winchester
 - Roanoke and Alleghany
 - Southwest
 - Tidewater



Benefit Report (Oct-2023 to May-2024)

MCO	Ben_Group	Month								
		Oct-23	Nov-23	Dec-23	January-2024	February-2024	March-2024	April-2024	May-2024	
AETNA	Non-LTSS	36,456	36,589	36,370	36,353	36,164	36,149	35,461	34,987	
	CCC Plus Waiver	6,395	6,463	6,539	6,528	6,624	6,641	6,654	6,744	
	Nursing Facility	2,734	2,744	2,776	2,771	2,734	2,739	2,611	2,668	
	Other	2,558	2,567	2,599	2,613	2,645	2,657	2,631	2,637	
	Total	48,143	48,363	48,284	48,265	48,167	48,186	47,357	47,036	
ANTHEM	Non-LTSS	60,612	60,681	60,239	60,297	59,827	59,500	57,976	56,986	
	CCC Plus Waiver	15,854	15,945	16,051	16,127	16,263	16,349	16,281	16,483	
	Nursing Facility	3,929	3,941	3,923	3,888	3,868	3,837	3,712	3,767	
	Other	5,571	5,645	5,683	5,704	5,729	5,742	5,701	5,745	
	Total	85,966	86,212	85,896	86,016	85,687	85,428	83,670	82,981	
MOLINA	Non-LTSS	23,319	23,520	23,481	23,493	23,238	23,065	22,397	22,071	
	CCC Plus Waiver	2,429	2,425	2,426	2,393	2,380	2,368	2,279	2,256	
	Nursing Facility	2,253	2,271	2,260	2,263	2,233	2,202	2,122	2,125	
	Other	1,318	1,320	1,337	1,329	1,338	1,356	1,329	1,343	
	Total	29,319	29,536	29,504	29,478	29,189	28,991	28,127	27,795	
SENTARA	Non-LTSS	72,754	72,297	71,883	71,700	70,819	69,949	68,569	67,348	
	CCC Plus Waiver	13,059	12,952	12,916	12,812	12,772	12,688	12,447	12,446	
	Nursing Facility	4,977	5,000	4,928	4,899	4,825	4,739	4,535	4,482	
	Other	5,659	5,672	5,631	5,648	5,652	5,652	5,579	5,616	
	Total	96,449	95,921	95,358	95,059	94,068	93,028	91,130	89,892	
UNITED	Non-LTSS	31,445	31,598	31,396	31,322	31,517	31,263	30,495	30,208	
	CCC Plus Waiver	5,169	5,242	5,345	5,379	5,455	5,504	5,446	5,551	
	Nursing Facility	3,089	3,170	3,207	3,228	3,232	3,210	3,153	3,193	
	Other	1,837	1,856	1,861	1,878	1,881	1,897	1,891	1,922	
	Total	41,540	41,866	41,809	41,807	42,085	41,874	40,985	40,874	
Grand Total	301,417	301,898	300,851	300,625	299,196	297,507	291,269	288,578		