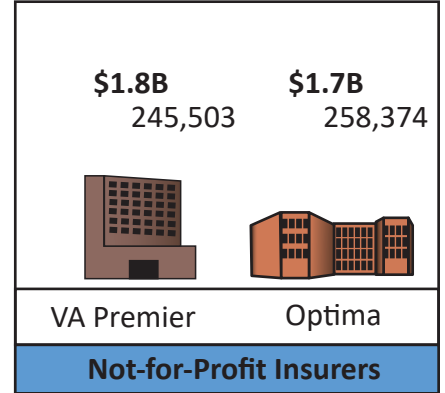
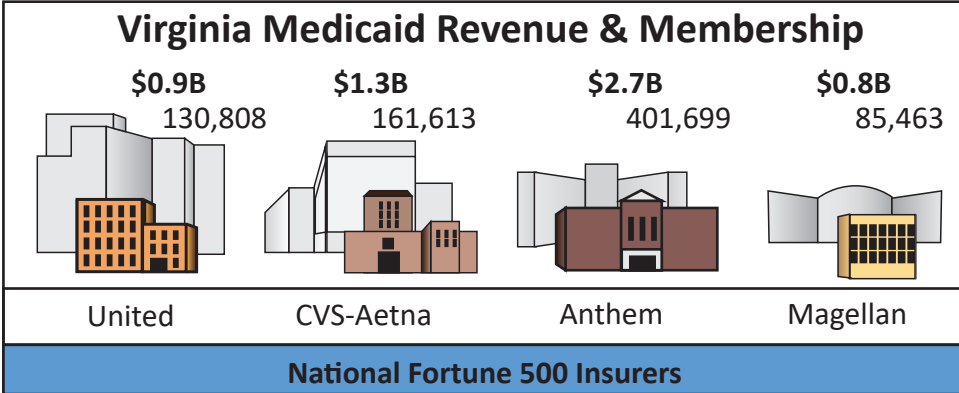


# MCO CY2019 Financial Performance

## Virginia Medicaid Revenue & Membership



### Definitions

**PMPM:** Per Member Per Month

**Revenue:** primarily premium income from capitation rates

**Operating Margin:** measure of MCO program profitability

## Operating Margins

### Medallion

Program Margin 4.9%

Maximum 10.3%

Minimum 1.7%

### CCC Plus

Program Margin -1.3%

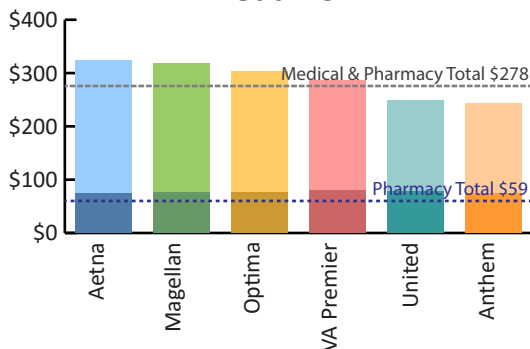
Minimum -8.6%

Maximum 4.3%

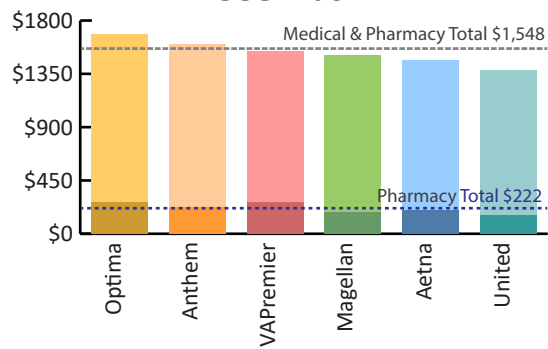
For Medallion, Anthem and United have The Highest Operating Margins And The Lowest Total Expenditures Per Member Per Month (PMPM)

## Total Medical & Pharmacy Expenses PMPMs

### Medallion



### CCC Plus



Pharmacy Accounts for 14% of CCC Plus Expenses And About 21% of Medallion.